

Electronic Furniture Safe

with Code

EMT 200/ EMT 250/ EMT 300



Steel Anthracite

2 emergency keys

4 AA Batteries (not included)

OPERATING MANUAL



facebook.com/BASIGmbH

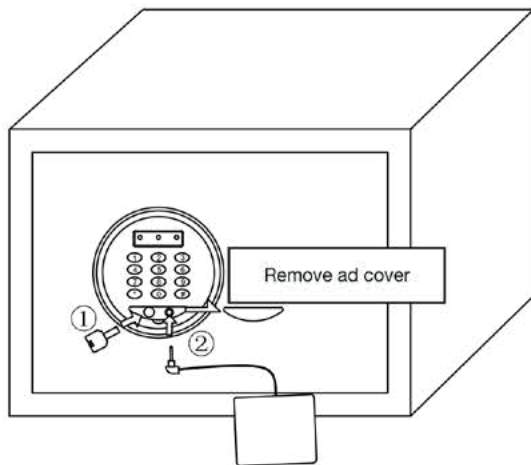


[@basi_gmbh](https://www.instagram.com/basi_gmbh)



www.basi.eu

Operating instructions Code



1) Emergency with key

Remove the cover
(see above). Insert
turn it anti-clockwis
hold it in the end p

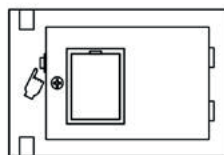
First time Opening / Emergency opening

2) Emergency with emerg

Connect the em
cy power box fill
with 4 AA batteri
(see above).

Note:
Factory code is 12

Set user code:



1. Drücken Sie den Knopf auf
der Türinnenseite



2. Das gelbe Licht leuchtet zwei mal.
Geben Sie Ihren 3-8 stelligen Code ein
und bestätigen ihn mit # (Raute).



3. Das gelbe Licht blinkt zwei mal
und die Speicherung war
erfolgreich.

System parameters:

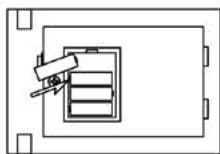
Working voltage: 4 - 6 V
Stand by voltage: 1 5 U A
Working current: 3 5 0 M A

opening

the key,
se and
osition.



Turn the lock ring to open the safe.



Insert 4 AA batteries into the battery compartment on the inside of the door.

opening emergency power

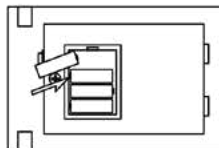
emergen-
ed
es



Enter the factory code 1234 and confirm it with # (hash).



The green light illuminates. Turn the lock ring within 6 seconds to open.



Insert 4 AA batteries into the in the battery compartment on the inside of the door.

open the door:



Enter your 3-8 digit code and confirm with # (hash).



2. The green light illuminates. Turn the lock ring within 6 seconds to open.



The red light flashes and indicates that the battery has a low charge and needs to be replaced.

Self-locking function:



1. 3 incorrect entries block the safe for 20 seconds and an alarm sounds.



2. 5 incorrect entries block the safe for 5 minutes and an alarm sounds

General notes

Intended use

The electronic furniture safe keeps important documents, papers, contracts, certificates and electronic data media safe. The electronic furniture safe can be used privately or in the office.

Follow the instructions in this manual on how to use the electronic furniture safe correctly.



Warnings: No hazards are to be expected, if the device is used correctly and in accordance with the instructions. Small parts and packaging materials can be swallowed by children and lead to choking! Make sure that small parts and packaging materials do not get into the hands of children. Dispose of the packaging material immediately.

The manufacturer expressly reserves the right to make technical changes.

Disclaimer

The manufacturer accepts no liability for damage or injury resulting from incorrect handling.

Cleaning/maintenance

Slight soiling of the electronic furniture safe can be removed with a damp cloth.

Disposal

Help to protect the environment and dispose of the product and the packaging materials in accordance with the local regulations.

Scope of delivery



Check that the delivery is complete:

- 1x electronic furniture safe
- 1x operating manual
- 2x keys

© Copyright

Reproduction or duplication
(even excerpts thereof) is forbidden
without approval of: BASI GmbH
Konstantinstraße 387
41238 Mönchengladbach, Germany

2025

This publication, including all its parts, is
protected by copyright.

Any use outside the narrow limits of
copyright law without the consent of
BASI GmbH is not allowed and is liable
to prosecution.

This applies in particular to duplications,
translations, microfilming and importing
and processing in electronic systems.

BASI GmbH, Konstantinstraße 387,
41238 Mönchengladbach, Germany